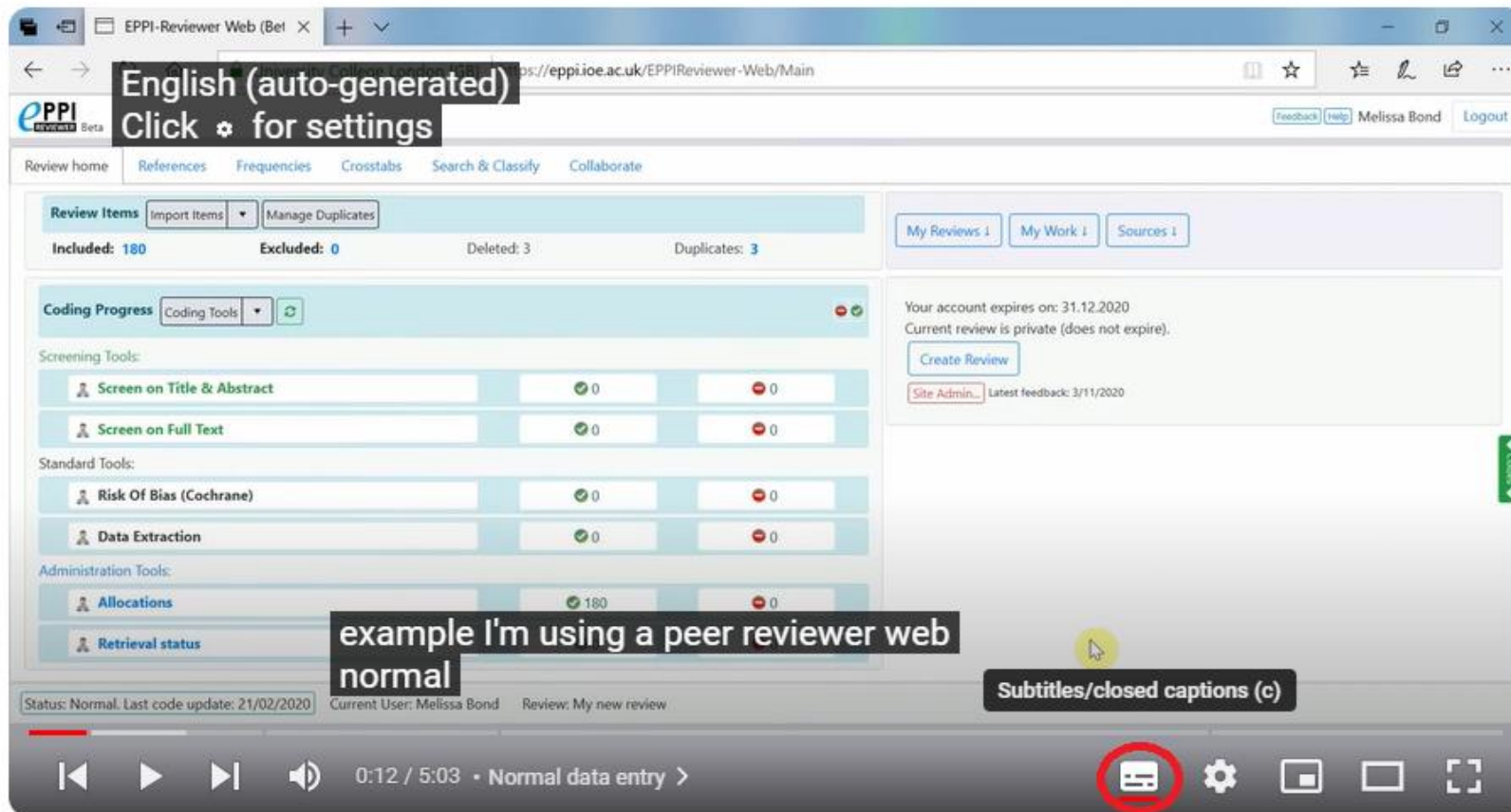


Viewing Videos Captioned in Multiple languages

1. Turn on **Captions** via the button near the bottom-right corner,

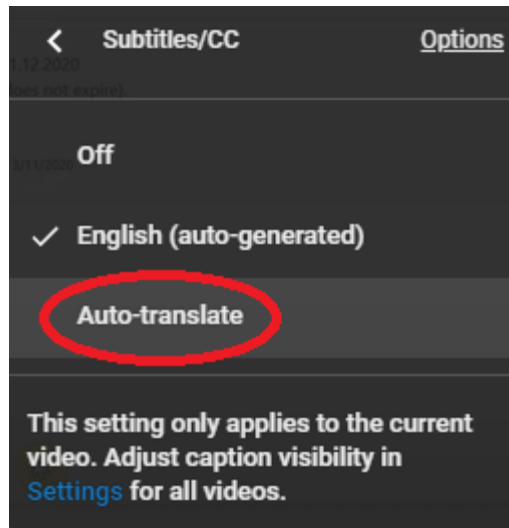


2. Opt to change the caption *settings*.

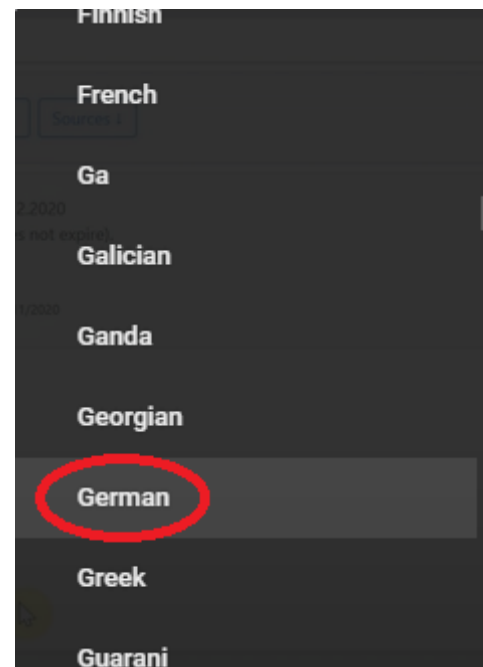
The screenshot shows the Eppi-Reviewer Web interface in a browser window. The browser address bar shows the URL <https://eppi.ioe.ac.uk/EppiReviewer-Web/Main>. The user is logged in as Melissa Bond. The interface includes a navigation menu with options like 'Review home', 'References', 'Frequencies', 'Crosstabs', 'Search & Classify', and 'Collaborate'. The main content area is divided into several sections: 'Review Items' (Import Items, Manage Duplicates) showing 180 included, 0 excluded, 3 deleted, and 3 duplicates; 'Coding Progress' (Coding Tools) with a table of screening and standard tools; and a right-hand sidebar with account information and a 'Create Review' button. A video player is overlaid on the bottom of the screen, showing a progress bar at 0:12 / 5:03 and the text 'Normal data entry'. A settings icon (gear) in the video player's control bar is circled in red. A blue callout box with white text says 'Want to change your caption settings? Click ⚙️, then select Subtitles/CC'. The callout box has two buttons: 'DISMISS' and 'CHANGE', with 'CHANGE' circled in red.

Tool	Completed	Remaining
Screening Tools:		
Screen on Title & Abstract	0	0
Screen on Full Text	0	0
Standard Tools:		
Risk Of Bias (Cochrane)	0	0
Data Extraction	0	0
Administration Tools:		
Allocations	180	0
Retrieval status	0	0

3. Select **auto-translate**.



4. Select the language of your choice.



5. The captions will appear in the language of your choice.

The screenshot displays the EPPI-Reviewer Web interface. At the top, the browser address bar shows the URL <https://eppi.ioe.ac.uk/EPPIReviewer-Web/Main>. The user is logged in as Melissa Bond. The main navigation bar includes links for Review home, References, Frequencies, Crosstabs, Search & Classify, and Collaborate. The 'Review Items' section shows 180 included items, 0 excluded, 3 deleted, and 3 duplicates. The 'Coding Progress' section is active, showing a table of screening and standard tools. The 'Screening Tools' section includes 'Screen on Title & Abstract' and 'Screen on Full Text', both with 0 items. The 'Standard Tools' section includes 'Risk Of Bias (Cochrane)' and 'Data Extraction', both with 0 items. The 'Administration Tools' section includes 'Allocations' with 180 items and 'Retrieval status'. A sidebar on the right contains links for 'My Reviews', 'My Work', and 'Sources', along with account information: 'Your account expires on: 31.12.2020', 'Current review is private (does not expire)', and a 'Create Review' button. A status bar at the bottom indicates 'Status: Normal. Last code update: 21/02/2020', 'Current User: Melissa Bond', and 'Review: My new review'. A video player interface is overlaid on the bottom of the screenshot, showing a play button, a progress bar at 0:12 / 5:03, and a volume icon.

Tool	Completed	Remaining
Screen on Title & Abstract	0	0
Screen on Full Text	0	0
Risk Of Bias (Cochrane)	0	0
Data Extraction	0	0
Allocations	180	0
Retrieval status	0	0

Beispiel verwende ich ein Peer-Reviewer-Web.
Bei